



SafeGuard
YOUR HOME



ottawapolice.ca



OTTAWA POLICE SERVICE
SERVICE DE POLICE D'OTTAWA

Working together for a safer community
La sécurité de notre communauté, un travail d'équipe



Safe Guard Your Home

- Ottawa is regarded by many as one of the safest cities in the world, but that's no reason for communities to let their guard down.
- Common sense tells us that the streets of any city are not entirely safe.



It's one of our many Community Policing programs

- Neighbourhood Watch
- **Safe Guard Your Home (Home Security Audit Guide)**
- Business Crime Prevention
- 529 Garage
- Operation Identification

Each of these programs work with the community to reduce crime and help make your neighbourhood a safer place.



Introduction

“Canadians must develop a sense of collective responsibility for crime prevention and community safety issues. Communities must develop partnerships aimed at delivering meaningful crime prevention and community safety initiatives.”

Adhoc Committee for a National Strategy on Community Safety and Crime Prevention

- By following our general hints on home security and an inexpensive process of “target hardening” the typical homeowner/renter can reduce their chance of being a victim of a B&E to almost zero.



Objectives of Seminar:

- Identify vulnerable areas in and around your home
- Select appropriate preventative measures

Reason for Seminar:

- B&E's create sense of violation and loss
- B&E's make homeowners feel unsafe
- Preventing crimes is easier than solving them
- Help homeowners achieve comfort area



Objectives of SGYH Seminar

Will this seminar prevent **ALL** break-ins at your home?

NO!

Can it reduce the chance your home will be hit?

YES!

How can we say that?

Because it will show you how to
deter, delay and discourage.



Your Mission:

- Make your home unattractive...to burglars
- Feel comfortable in your own home!

Different people have different comfort levels. This session will help you assess the risk and take measures that will help you achieve your comfort level.



Profile of a B&E Offender



Who are we deterring?

- Most B&E's are done by amateurs
- Interested in relatively quick 'smash and grab'



Profile of a B&E Offender



- Other factors often present in offenders' background:
 - Family problems
 - School problems
 - Personal risk factors
 - Drug or alcohol abuse
 - Delinquent friends/gang membership



Items often taken in a residential B&E

- Jewelry
- Cash
- Video Games
- Liquor
- Firearms (particularly handguns)
- Electronics





Primary Methods of Entry

- Unlocked Windows
 - Basement or first floor windows usually at the rear of the house where they are less likely to be observed
- Patio Doors
 - Door is lifted out of track
- Unlocked Front Doors





Secondary Methods of Entry

- Breaking or Forcing Windows
 - Usually at the rear of the house
- Forcing Front, Side, or Rear Doors
 - Kicking in the door
 - Prying the door with either a crowbar or other tool such as a wood chisel
- Using a Ladder to Gain Entry Through Second Floor Windows
 - Ladders are usually those of resident, left in unlocked garages or at the side of the house





Profile of a residential target

Common points of entry:

23% first floor window

2% second floor



9% garage

34% front door

22% back door



Profile of a residential target

- Homes Which Appear Unoccupied (i.e., Resident on Vacation)
 - Lawns not mowed
 - Newspapers piled at the front door
 - Accumulated mail
 - No lights at night at times when a family might be expected to be at home



Profile of a residential target

- Homes Where Resident Appears to Be at Work
 - Mail in mailbox
 - Advertising flyers left on porch or in mailbox
 - No activity seen around house



Specific things a thief looks for

- An unoccupied home confirmed by ringing doorbell or knocking on door
- An easy method of entry reasonably concealed from view:
 - Fenced in backyards or yards with large cedar hedges
 - Rear or side doors partially or completely concealed from view by fences, screened patios, shrubs, etc.



Specific things a thief looks for

- An Easy Method of Entry:
 - Unlocked doors or windows
 - Doors or windows that can be easily entered
 - Sliding windows or patio doors that can be lifted out of their tracks
 - Front, rear or side doors that contain glass or glass side panels that, if broken, allow the offender to unlock the door from the inside
 - Doors that can be easily forced using a foot, plastic card, crowbar or chisel
 - Poor quality, inexpensive lockset



General Tips On Home Security

- Common Sense Steps:
 - Keep minimal quantities of cash at home
 - Small portable valuables should be kept in a safety deposit box or a concealed home safe which is securely bolted in place
 - Jewelry can be taken into a jeweler for a proper description and appraisal
 - Firearms should be stored in metal lockers and gun locks used.
 - All firearms must be stored according to the Criminal Code Canada



General Tips On Home Security

- Common Sense Steps:
 - Register valuables through Operation Identification
 - Use a drivers license not S.I.N.
 - Take digital photos or video all valuables
 - Get a clear picture of the serial number
 - Store flash card/photos/video at another location
 - Keep a record of serial numbers and description of possessions if photos/video are not used
 - Organize a Neighbourhood Watch
 - Remember that the typical offender is looking to make their entry unobserved



General Tips On Home Security

- Common Sense Steps
 - Do not leave notes on your door
 - Do not keep spare key hidden outside
 - Change locks if keys have been lost or stolen
 - Have the locks changed when moving into a new house or apartment
 - Lock your garage and shed



When You Go Away On Vacation

- Use automatic timers
- Leave a door key and the pass code for the alarm system with a trusted neighbour
- Notify close neighbours about how long you will be gone and the details of any person who will be visiting during your absence
- Have neighbours pick up newspapers and mail or discontinue all deliveries





When You Go Away On Vacation

- Arrange to have your lawn mowed or snow shoveled while away
- If you have a second car - leave it in your driveway, or arrange to have a neighbour park a car in your driveway
- Check all windows and doors to make certain they are locked
- Lock your garage and disconnect power to the automatic doors



When You Go Away On Vacation

- Consider a house sitter you can trust
- Provide your neighbour with the phone number of where you will be or that of a relative so that someone may be contacted if necessary
- Check with your insurance agent with regard to home checks while your home is unoccupied



Making your home unattractive...

- Look at your home...from a burglar's perspective
- Identify vulnerable areas
- Assess the risk
- Decide what to do about that risk



'Do-it-yourself' Home Security Inspection

Look at your home from the street... or across the street

– Are house numbers clearly visible? At night? **And** could an ambulance or fire truck driver see them day or night (B&E's are not the only bad things that can happen)

- Do shrubs, trees ..etc. obstruct the view of doors, windows
- Are there hiding spots for those who would pry windows
- Is there easy access to 2nd floor windows





Interior Inspection-front door



- Is there a dead bolt
- Is it locked
- Is there a peep hole in the door
- Is there a window on or near the door
- Could someone break the window, reach in and turn the dead bolt?



Your home's front lights

- Do they illuminate all doors and windows at the front of the house
- Are there blind spots where intruders can hide
- Are the lights on timers, light detectors, motion sensors
- Are the bulbs within easy reach of people who might want them out?



Is there a car in the driveway?



- Is it locked
- Is the garage door opener on the visor
- Is there ID in the glove compartment
- Are there visible valuables in the car?

Don't extend the invitation!



Garages

- Usually locks that come installed on garages doors are easily destroyed or jimmied. For garages with overhead doors which tilt or roll up, install padlocks or bolts in the center of the tracks 1/4" above a roller with the door closed
- Remote garage door openers if older type unplug before leaving on vacation.
- Remote garage door openers newer type can be locked from the master remote control switch.



Visibility into yard-is your yard too private?

- Can neighbours see into your side and back yard and can your neighbours see your basement windows
- Your neighbours are often the first line of defense!
- Although high cedar hedges are great for your privacy, they are also great for the criminals who want to break into your home!



Visibility into house: Are you displaying your treasures?

What can you see in the house from your back yard or from windows?

- Look carefully into the main floor and basement windows, do you see laptops, cameras, jewelry boxes..etc
- How accessible are the upstairs windows
- What climbing aids are the back yard, shed?
(garbage cans, bikes, patio chairs, picnic tables)



Target Hardening – Exterior Grounds

- Back yard
 - Privacy fence
 - Are all gates lockable and kept locked
 - Is lighting around doors and windows adequate
 - Are lights motion detector controlled
 - Are switch operated exterior lights on, especially when the resident is not at home
 - Are light bulbs protected
- Are climbable objects present
- Are telephone/cable lines accessible?



Target Hardening - Locks

- Locks are the first line of defense against intruders. It has often been said that “the average lock is designed to keep out honest people”
- This material cannot, nor is it intended to, take the place of advice from a reliable locksmith



Primary Locks / Spring Latch



- Advantages: Simplicity of operation, no key is required to lock the door
- Disadvantages: No security value
- Security: None



Key in Knob Locks



- Advantages: No key is required to lock the door and a degree of protection is achieved by the “dead latch” feature
- Disadvantages: Correct installation is critical
- Security: Minimum security provided




Dead Locking Latch

- Advantages
 - Low cost and simplicity of installation
- Disadvantages
 - Extra force on the knob can defeat the locking mechanism and in the case of spring latches, the bolt can be pushed out of the striker plate by inserting a piece of thin plastic or metal between the door and frame. Keys can be easily duplicated. Deadbolt locking is unavailable
- Security
 - Minimum security provided





Auxiliary Locks - Deadbolts



- The Deadbolt gets its name from the fact that it does not move (is “dead”) except with a key or thumb turn

Lock when you leave!




Fire / Emergency Warning

- It is important to consider the safety of all occupants of a home when installing double-cylinder door locks
- Homeowners/residents must ensure that an exit is available by leaving the key in the lock (a captive key may be best), or not using your auxiliary lock when the home is occupied



Chain Locks



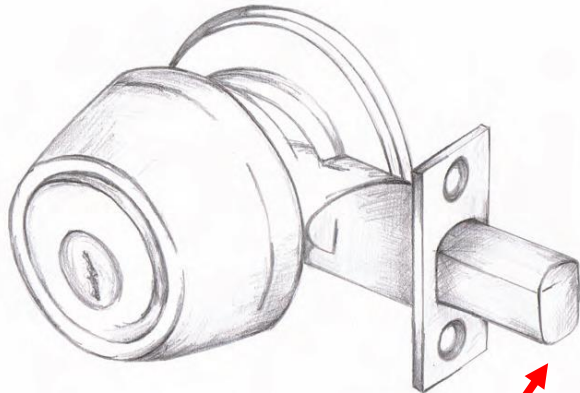
- Not recommended




Striker Plate



- An extended striker plate, when attached with 2-1/2" to 3" screws, adds a substantial degree of strength to the frame
- A striker with a box that encloses the bolt offers the greatest protection



Deadbolt throw should be a minimum of 2.5 cm (1 inch)



Security strike plate has four or more screw holes and should be installed with screws at least 2 1/2 inches in length



Frames, Hinges, Doors - The Door Frame





Addressing Door Frame Gap

- Additional strike plates
- Adding weather stripping
- The best solution is to install an auxiliary lock





Common Doors

- Wooden doors are either solid core or hollow core
- Mail slots in the door should be no larger than 1/2" x 6" and at least 18" from the lock

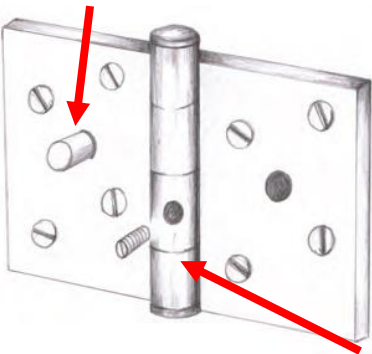





Common Doors

Reinforced frame

Secure lock set



Lock screw prevents hinge pin removal



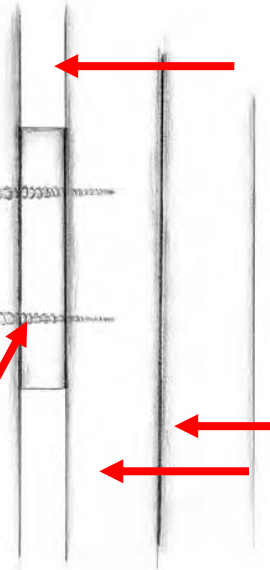
Escutcheon plate

Frame

2 1/2" screws

Strike plate

• Filler plate used to fill the space between the door frame and wall studs





Common Doors With Glass Or Thin Panels

- Consider using more secure glass or strong plastic
- A solution is the installation of a double cylinder auxiliary lock,

BUT REMEMBER FIRE AND EMERGENCY SAFETY





Common Doors With Glass Or Thin Panels

- A more economical solution is to install bolts, or an inside, keyless lock, 6" from the top and bottom of the doors you don't often use





French Or Double Doors

- If the French doors have glass, install long inset keyed slide bolts at the top and bottom of the door you are deactivating





French Or Double Doors

- On the active door, install a jimmy resistant vertical deadbolt with a double cylinder if the doors have glass. This device not only locks the active door but also bolts the two doors snugly together





Sliding Doors And Windows

- Exterior sliding doors and windows have a number of security problems in common





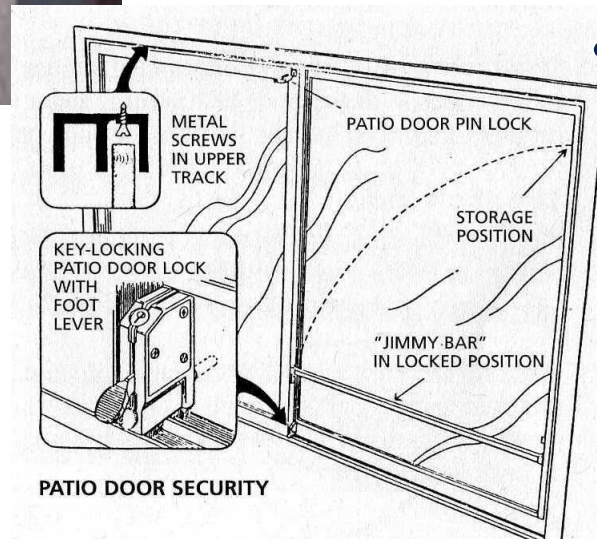
Sliding Doors And Windows

- The use of a metal rod, a broomstick, or a dowel to fit snugly along the bottom track will prevent the door/window from being forced open. Locksmiths sell metal “Charlie bars” if you prefer





Door security



Patio door

- Charlie bar or similar deterrent
- Screws in top track to limit 'upward mobility'
- Sheers or curtains
- Key-Locking door lock with foot lever



Non-sliding Doors And Windows

- Double Hung Windows
 - Double hung windows have two sections with a latch between them
 - For security, a downward angled hole can be drilled for a pin or nail.





Non-sliding Doors And Windows

Fire Caution

If you are in doubt about how to allow for adequate fire exits, contact the fire department



Grillwork, Guards, And Bars





Grillwork, Guards, And Bars - Basements

- Make sure all such devices are installed in such a way that they cannot be removed easily except from the inside, or with very great difficulty from the outside
- This kind of protection should only be used on windows that are not needed as fire exits



Fire / Emergency Warning

- Recommend calling the fire department for advice on fire escape plans and then making security improvements with that escape plan in mind



Alarm Requirements

- An alarm system is a good deterrent to the average offender





Type Of Alarms Available

- Wireless Alarms
 - Portable
 - Can be used for perimeter protection to a limited degree
 - Needs battery supervision
 - Some systems are monitored
 - Visible



Type Of Alarms Available

- Wired-In Alarms
 - Property asset
 - Dependable - contacts supervised by alarm company
 - Perimeter and interior protection
 - Cost reduction if house pre-wired under construction
 - Upgrade of system possible without great expense
 - Sellable with house
 - Can be local or monitored



Other Inexpensive Ways To Deter

- Cameras





Other Inexpensive Ways To Deter

- Operation Identification
- Neighbourhood Watch
- “Beware of Dog” Decal
- Decals Advertising a Home Security System Is in Use



Make the Right Call

Life-threatening emergency or crime in progress

9-1-1

Other Emergencies

613-236-1222 ext 7502

Reporting Centre

613-236-1222 ext 7300

All other enquiries

613-236-1222 ext 0

City of Ottawa Services

311

Community Information Centre

211



Make the Right Call



Ottawa Police Service

MAKE THE RIGHT CALL

ONLINE + BY PHONE

ottawapolice.ca



ONLINE REPORTING

Don't wait on the phone, save time and use our online reporting service for non-emergency reports such as:

- Theft (excluding theft of passports)
- Theft from Vehicle
- Traffic Complaints
- Mischief/ Damage to Property
- Drug Complaints
- Fraud Complaints



REACH US BY PHONE

Some incidents require an officer in person, while other reports can be taken over the phone by a Police Reporting Unit Agent.

9-1-1  for emergency

For non-emergency reports:

613-236-1222 ext. 7300

TTY 613-760-8100 

service for the Deaf, Deafened and Hard of Hearing

For anonymous tips, contact Crime Stoppers



1-800-222-8477 (TIPS)
crimestoppers.ca



QUESTIONS?

